

O/E/N 61

SUB MINIATURE POWER RELAY

- International Standard Foot Print
- Sensitive
- Low Profile
- UL Approved
- Sealed

SPECIFICATIONS

Contact Arrangement	: 1 Form C
Contact Material	: Silver alloy
Contact Rating	
Rated Voltage	: 230 VAC/24 VDC
Maximum Voltage	: 230 V AC/28 V DC
Max. Continuous Current	
At 120VAC/ 12VDC	: 10A
At 230VAC/28VDC	: 5A
Maximum Switching Current	: 10A
Maximum Power Rating	: 1250VA
Nominal Coil Power	: 0.36W (approx)
Operating Power	: 0.23W (approx)
Life Expectancy	
Mechanical	: 10 ⁷ operations
Electrical	: 10 ⁵ operations
Contact Resistance (Initial)	: 50 milli Ohms
Dielectric Strength	
Between Contacts & Coil	: 1500 VRMS
Between Open Contacts	: 750 VRMS
Insulation Resistance	: 100 Meg. Ohms at 500VDC, 25 ^o C, RH50
Operate time at Nominal Voltage	: 10 milli sec.(Typ)
Release time at Nominal Voltage	: 10 milli sec.(Typ)
Ambient Temperature	: -40 ^o C to + 70 ^o C
Weight	: 12 gms (approx)

Typical applications

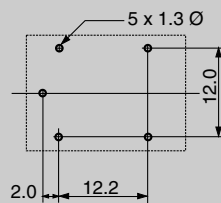
UPS, Home Appliances, Office Automation, Security Systems, PLCs, Timers etc

All dimensions are in mm. Specifications subject to change without notice. Tolerance unless otherwise specified is ± 10%

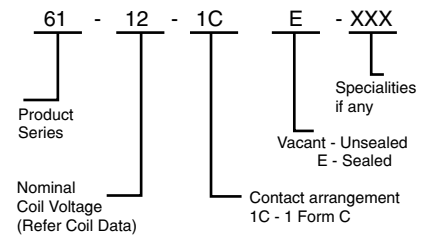
COIL DATA

Nominal Voltage VDC	Pick-up Voltage VDC (Max)	Drop-out Voltage VDC (Min)	Coil Resistance Ohms ± 10%
5	4.0	0.5	70
6	4.8	0.6	100
9	7.2	0.9	225
12	9.6	1.2	400
18	14.4	1.8	900
24	19.2	2.4	1600
48	38.4	4.8	6400

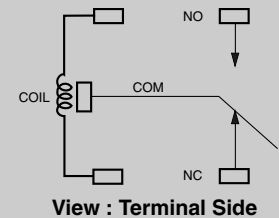
DRILLING PATTERN



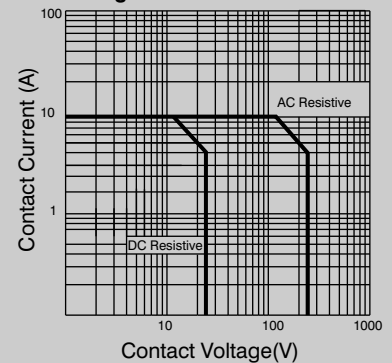
HOW TO ORDER



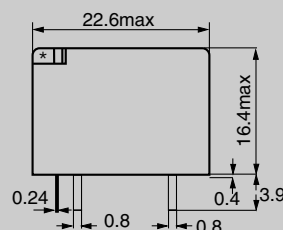
CIRCUIT DIAGRAMS



Limiting Curve for Power Load



DIMENSIONS



* Vent hole to be opened after PCB Soldering & Cleaning