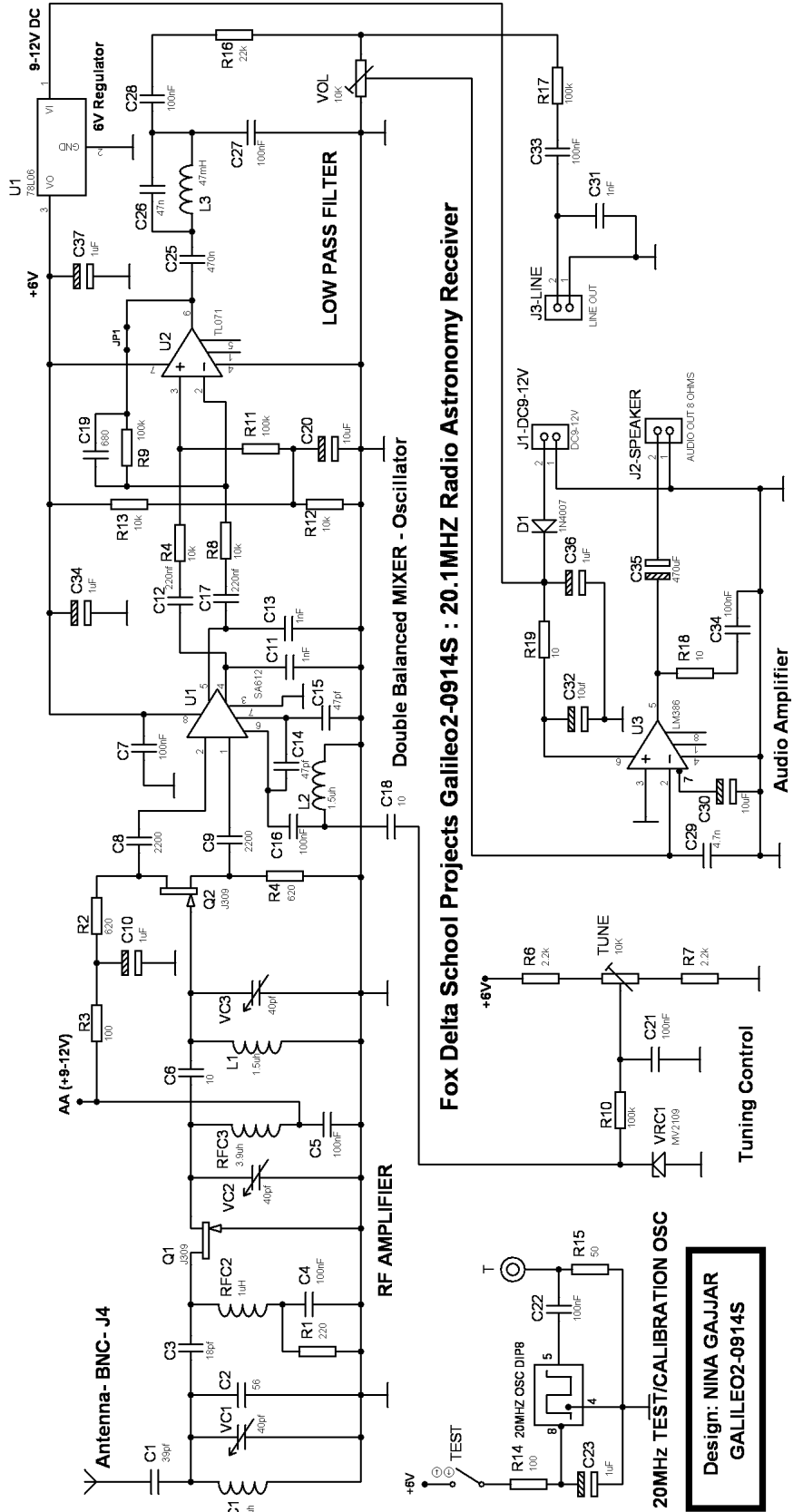








Galileo2-0914S Schematic:



Fox Delta School Projects Galileo2-0914S : 20.1MHZ Radio Astronomy Receiver

**Design: NINA GAJJAR
GALILEO2-0914S**

Galileo2-0914S Kit Parts List:

No	PART ID		Details
Resistors			
1	R1		Resistor 220 Ohms 1/4w
2	R2, 4		Resistor 620 Ohms
3	R3, 15, 18		Resistor 100 Ohms
2	R19, 8		Resistor 10 Ohms
1	R16		Resistor 50 Ohms (47)
3	R20, 5, 6		Resistor 2.2K
1	R21		Resistor 1.8K
3	R11, 10, 14		Resistor 100K
5	R7, 9, 13, 12, 17		Resistor 10K
Capacitors			
2	C6, 15		10pf Ceramic
1	C1		39pf Ceramic
1	C3		18pf Ceramic
2	C12, 13		47pf Ceramic
1	C33		680pf Ceramic
1	C22		470uf Electro / 25V
5	C10, 20, 32, 35, 21,		1uf Tantalum
4	C34, 25, 27, 26		10uF Tantalum
Capacitors Poly			
7	C36, 16, 28, 5, 4, 8, 11, 29		0.1uF Poly
2	C19, 14		0.22uF Poly
1	C31		0.47uF Poly
1	C24		0.0047uF Poly
2	C19, 14		0.0022uF Poly
2	C18, 17		0.001uF Poly
Other Parts			
1	Z1		MV2109 Varicap Diode

2	VOL/TUNE		10K Pots Mouser 858-P1100K
1	J1		DC Input Connector
1	D1		Diode 1N4007
1	U1		78L06 Regulator
1	OSC		20MHZ Half Size OSC
3	VC1, 2, 3		40pf Air Variable
2	J2, 3		3.5mm Stereo Sockets MX15
1	L3		47mH Chock

1	RFC1		0.47uH
1	RFC2		1mH
1	RFC3		3.9uH
1	U2		SA612/602 Mixer
1	U3		MCP601 DIP8
1	U4		LM386 Audio Amp DIP8
3	IC Sockets		3xDIP8 SA612, LM386, TL071
2	L1, 2		Neosid 1.5uH Inductors
2	Q1, 2		J309 T092
1	Galileo2-0914S		Single Sided PCBoard
1	Metal Case		Project Box. Powder Coated.
1	BNC		PCB BNC Connector

1	TEST		Push Switch 12MM, Long Shaft
----------	-------------	---	-------------------------------------

Regards / Nina Gajjar

For more projects info and updates, please visit: <http://www.foxdelta.net>